



Anguilla Government Statistics Department

Tourism Statistics Summary- May 2008

OVERVIEW

Anguilla's visitor arrivals for the month of May 2008 totaled 12,122 visitors arriving to Anguilla's shores, resulting in a 13.3% decline over the corresponding May 2007 figure of 13,980 visitor arrivals. This month's visitor arrivals figure is the largest decrease in visitor arrivals in the last five years, over its previous year's figure.

Of the 12,122 visitors to the island during this month, the majority, 11,673 (96.3%) of these visitors came to relax, while 449 (3.7%) came on business.



PASSENGER MOVEMENT

Passenger arrivals include resident Anguillians as well as visitors entering through the Wallblake Airport, Blowing Point and Sandy Ground Ports. These arrivals totaled 22,939 in May 2008 as comparison to 25,015 in May 2007, a decrease of 8.3%. Of the total arrivals, 73.8% (16,935) of these passengers entered through the Blowing Point port. Passenger arrivals through the Wallblake Airport totaled 3,867 (16.9%) and 2,137 (9.3%) through Sandy Ground port.

Passenger Departures totaled 22,145 during May 2008, where the majority of the passengers 16,441 (74.2%) departed through the Blowing Point port compared to the 17,293 departures in May 2007. Departures through the Wallblake Airport were 3,834 (17.3%) compared to 4,358 in May 2007. The Sandy Ground port facilitated 1,870 (8.5%) departures during this month compared to 2,157 during May 2007.

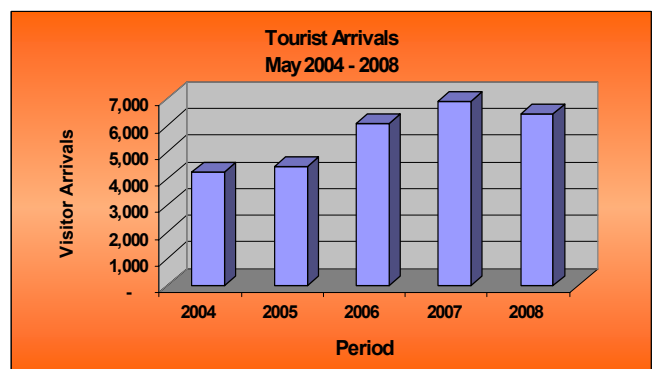
TOURISTS (Stay-Over Visitors)

Tourists accounted for 52.2% of the total number of visitors to Anguilla during May 2008. Tourist arrivals during this month totaled 6,322, a decrease of 8.5% over the 6,907 tourists in May 2007. This was the 3rd largest recorded figure for tourist arrivals for the month of May over the past five years and the first decline over its previous year's figure.

The average length of stay for tourists this month was 6.5 days as compared to 7.0 days in May 2007.

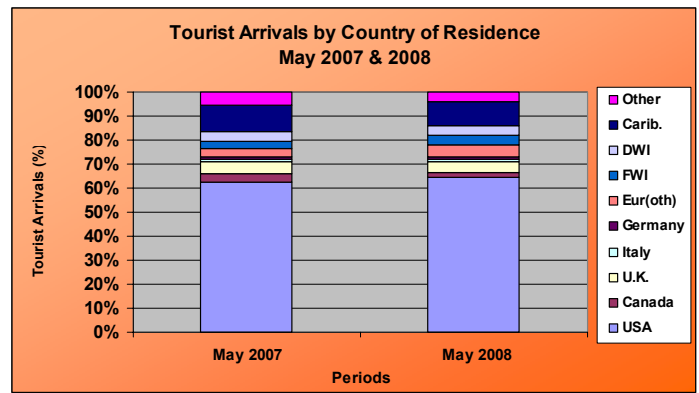
	2004	2005	2006	2007	2008
May	5,130	5,588	6,466	6,907	6,322

The majority of the tourists (47.9%) stayed in Anguilla between 4-7 days. 29.7% spent between 1-3 days, 15.5% stayed for between 8-15 days, while 1.8% spent 16-22 days and 5.1% of the tourists spent 23 days or more on the island.



During May 2008, the majority of the tourists, 64.3%, originated from the U.S.A. There was a decline of 5.9% of this type of visitor from this market. The Caribbean was the second largest market from which tourists originated, with 9.9%.

Arrivals from the French West Indies and Other Europe both showed the only increases with 27.0% and 15.5% respectively over their corresponding May 2007 figures.



EXCURSIONISTS (Day Trippers)

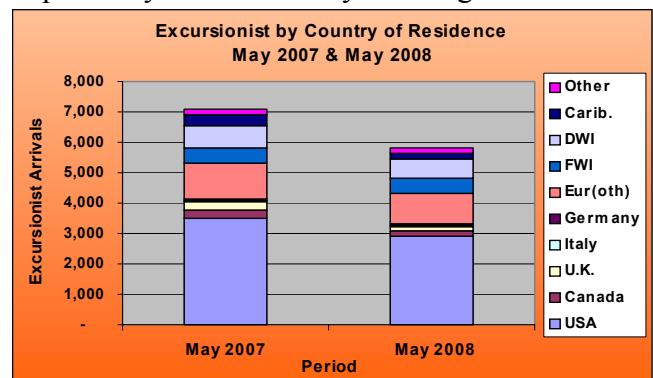
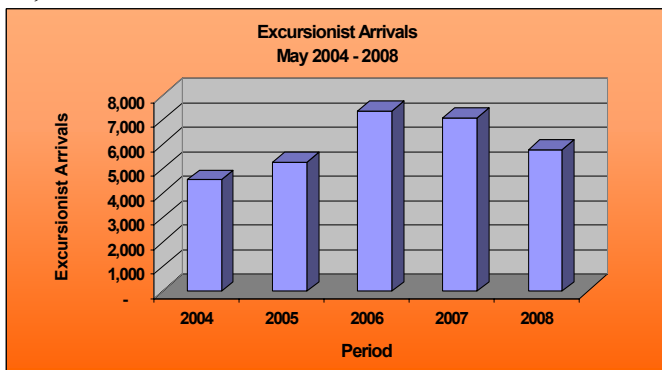
Excursionist arrivals for the month of May 2008 totaled 5,800, a decrease of 18.0% over the corresponding May 2007 figure.

For the month under review, the Blowing Point port was the main port of entry, with 62.2% of excursionists using this port as their entry to Anguilla. This resulted in a 27.8% decline in this type of traveler activity through this port over May 2007.

The Wallblake Airport accounted for 1.2% and Sandy Ground 36.6% of excursionist. Excursionist arrivals through the Wallblake Airport were 67, a 47.2% decrease over the 2007 corresponding figure, while Sandy Ground's port recorded 3,608 excursionists, the only increase among the ports with 9.2% over its corresponding May 2007 figure. Anguilla's Yacht Regatta was held from May 9-11, 2008.

Of the 10 categories in which the country of residence is grouped, the United States of America and 'Europe Other' continued to be ranked as the main source market from which Anguilla's excursionists originated. During the period under review, 2,903 of this type of visitors were from USA. The 'Other Europe' category was second highest ranked source market with 976 out of the 5,800 excursionist.

There were declines in excursionist arrivals in 8 of the source markets with an increase from two source markets. The two market countries which experienced increases were Germany and Italy, recording increases of 16.7% and 6.3% respectively. Conversely, the 'United Kingdom', 'Canada' and 'Caribbean' categories experienced the largest declines of 45.2%, 38.5% and 36.6% respectively over their May 2007 figures.



This report along with other Tourism Data, are available at the Government of Anguilla Statistics Department's website:
<http://gov.ai/statistics/tourism.htm>

STATISTICS DEPARTMENT – ANGUILLA
 OLD COURT HOUSE BUILDING
 P.O.BOX 60
 THE VALLEY, ANGUILLA
 BRITISH WEST INDIES
 Telephone: 1-264-497-5731
 Fax: 1-264-497-3986
 Email: statistics@gov.ai